

This unit offers anti-siphon protection.



Anti-Siphon Automatic Draining Freezeless Wall Faucet Model 25

The Woodford Model 25 drains as handle is shut off even if hose is attached. This faucet is designed for outside residential water service applications and intended for irrigation purposes.

SPECIFICATIONS:

MODEL 25 - Approved under ASSE Standard 1019-B and listed by IAPMO®. Meets Government Specification WW-541b Type 205.

Vacuum Breaker - Anti-Siphon

NIDEL® model 34HA with 3/4" male hose thread. Approved under ASSE Standard 1011. Canadian Standards Association and listed by IAPMO®.

FEATURES:

EXTERIOR FINISH - Brass

VALVE - Molded nitrile suitable for hot water.

NOZZLE - 3/4" male hose thread.

NO LEAD SOLDER - All solder joints.

PLUNGER - Hemispherical cushion type.

STEM SCREW - DELRIN®


HEAD NUT - Brass

HANDLE - Metal. (Optional Tee Key)

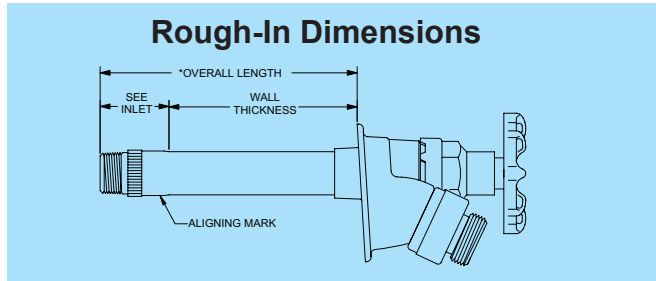
INLETS - As shown.

MAX PRESSURE - 125 p.s.i.

MAX TEMPERATURE - 120° F



NOTICE - To close and drain, turn handle clockwise until seated and water drains out of the drain hole or faucet may freeze and burst. Vacuum Breaker replacement is recommended every 3-5 years.



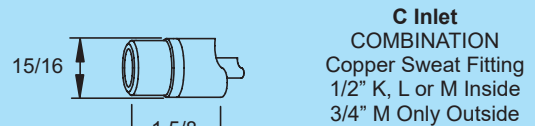
Wall Thickness (inches)										
4	6	8	10	12	14	16	18	20	22	24
2.0	2.1	2.2	2.3	2.4	2.5	2.7	2.9	3.1	3.3	3.5

Shipping Wt. (lbs)
Approx. Shipping Weight Each

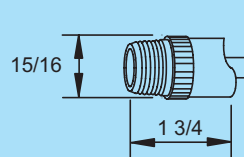
*Overall Length Dimension: Add wall thickness and inlet option length shown in chart at right.

For Installation / Troubleshooting Instructions go to www.woodfordmfg.com or call 1-800-621-6032

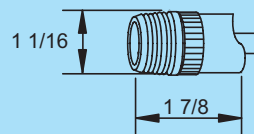
Inlet Descriptions



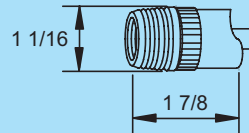
C Inlet
COMBINATION
Copper Sweat Fitting
1/2" K, L or M Inside
3/4" M Only Outside



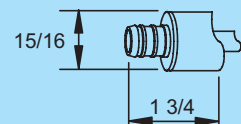
CP Inlet
COMBINATION
1/2" Male Pipe Thread
1/2" Female Sweat



CP3 Inlet
COMBINATION
3/4" Male Pipe Thread
3/4" Female Sweat

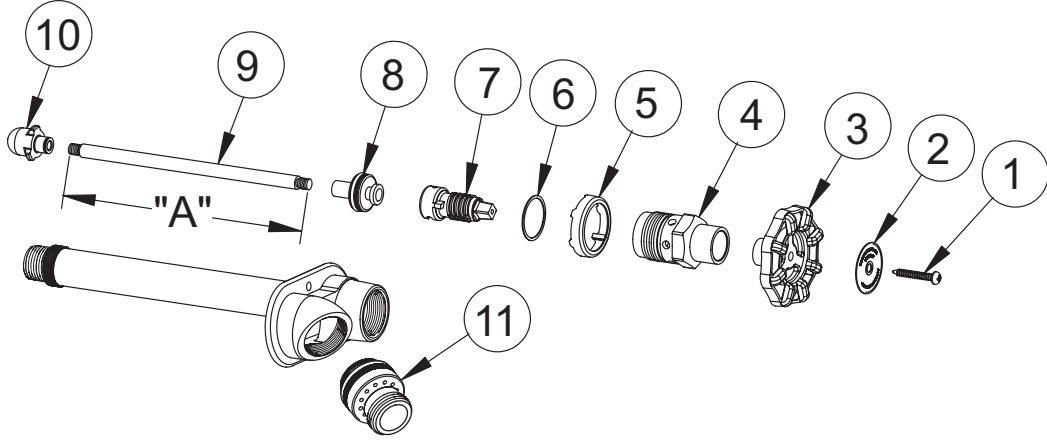


P Inlet
COMBINATION
1/2" Female Pipe Thread
3/4" Male Pipe Thread



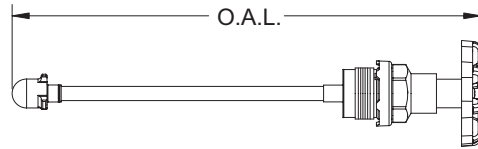
PX Inlet
1/2" PEX Tube Fitting
PX3 INLET
3/4" PEX Tube Fitting

When ordering, specify model, inlet and wall thickness.



MODEL 25 PARTS LIST

ITEM	PART#	DESCRIPTION
1	30234	Handle Screw
2	30438	I.D. Ring - Model 25
3	30239	Wheel Handle - Metal
4	30241	Head Nut - Brass
5	30236	Drain Guard
6	30245	Head Nut Gasket
7	30238	Stem Screw
8	35280	Drain Valve Assembly
9	303XX	Operating Rod (See Chart)
10	30230	Plunger Assembly
11	34HA-BR	34HA Vacuum Breaker - brass
	RK-25	Repair Kit (Includes items 1, 3-8 & 10)



OPERATING ROD ASSEMBLY INCLUDES ITEMS 1 THRU 10

Wall Thickness	Overall Length	Part No.
CC	5"	35501
4	8"	35504
6	10"	35506
8	12"	35508
10	14"	35510
12	16"	35512
14	18"	35514
16	20"	35516
18	22"	35518
20	24"	35520
22	26"	35522
24	28"	35524

OPERATING ROD DIM "A"

Wall Thickness	Length	Part No.
4	4-7/16"	30304
6	6-7/16"	30306
8	8-7/16"	30308
10	10-7/16"	30310
12	12-7/16"	30312
14	14-7/16"	30314
16	16-7/16"	30316
18	18-7/16"	30318
20	20-7/16"	30320
22	22-7/16"	30322
24	24-7/16"	30324



Manufactured under one or more of the following U.S. Patents: 3,414,001; 4,178,956; 4,316,481; 4,532,954; D216,790; D216,791; D277,365; D277,366; Canada Patents: 852,529; 865,995; 1,146,438

For more information contact...

WOODFORD MANUFACTURING COMPANY

2121 Waynoka Road, Colorado Springs, Colorado 80915 • Phone: (800) 621-6032 • Fax: (800) 765-4115
To view our complete product line visit: www.woodfordmfg.com or email: sales@woodfordmfg.com
A Division Of WCM Industries, Inc.