

## For Commercial Applications

Job Name \_\_\_\_\_ Item Designation \_\_\_\_\_

Job Location \_\_\_\_\_ Contractor \_\_\_\_\_

Engineer \_\_\_\_\_ Representative \_\_\_\_\_

Wall Thickness: \_\_\_\_\_ Inlet: P\_\_ C\_\_ (P1\_\_ EP\_\_ *MADE TO ORDER, NO RETURN*) Finish: CH\_\_ BR\_\_ PB\_\_

# Woodford Model 67

## Backflow Protected Automatic Draining Freezeless Wall Hydrant

The Model 67 is an automatic draining, freezeless wall hydrant with hose connection Backflow Protection. The hydrant drains as handle is shut off, *even if hose is attached*. The Model 67 is intended for irrigation purposes and is designed to blend in with modern architecture for installation on restaurants, schools, office buildings, churches, apartments, motels, stores, shopping centers and industrial buildings.


**Sizes:** 4" - 24" (in 2" increments)  
CC (Close Coupled) for non-freezing climates

### Features:

- Drain port under nozzle diverts water away from building
- Red Brass head & valve body
- 3/8" solid brass operating rod
- Copper casing tubes
- Hardened stainless steel operating stem
- One piece valve plunger
- 4 inlet options
- Loose tee key operation
- No Lead Solder - All joints
- Supplied with adjustable wall clamp

### Specifications:


#### PATENTED HIGH FLOW DOUBLE CHECK BACKFLOW PREVENTER

- NIDEL® Model 50HA with 3/4 inch male hose thread
- ASSE Standard 1052 approved 
- Field Testable
- Two Independent Check Valves
- Drains automatically when hose is removed
- No spray back

- **Maximum Working Pressure:** 125 p.s.i.
- **Maximum Temperature:** 120° F

### Specify as follows:

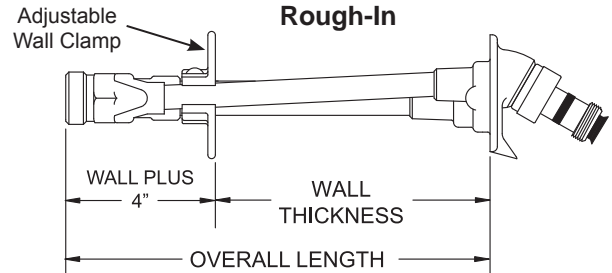
Wall hydrant shall be Woodford Model 67, automatic draining with ASSE 1052 approved NIDEL® Model 50HA high flow double check backflow preventer. 3/4" inlet and outlet (specify type of inlet). Hardened stainless steel operating stem and one-piece valve plunger to control both flow and drain functions. Exterior finish to be Chrome Plated (options: Polished Brass or Rough Brass). Loose tee key to be furnished with each hydrant. Intended for irrigation purposes. Wall thickness to be \_\_\_\_\_ inches.



### Exterior Finish:

Standard - Chrome (CH)

Optional - Brass (BR) Polished Brass (PB)  
Fits one standard modular brick course.



Overall Length = Wall Thickness + Inlet  
Close Coupled Overall Length = 5"

### Inlet Options

- P - 3/4" Female Pipe Thread
- P1 - 1" Male Pipe Thread
- C - 3/4" Copper Water Tube
- EP - Union Elbow with 3/4" Male Pipe Thread



**WOODFORD MANUFACTURING COMPANY, LLC.**

2121 WAYNOKA ROAD  
COLORADO SPRINGS, CO 80915  
Phone (800) 621-6032  
Website: [www.woodfordmfg.com](http://www.woodfordmfg.com)  
Email: [sales@woodfordmfg.com](mailto:sales@woodfordmfg.com)